

# DREAME



## Dreame Z1

Enjoy a sparkling pool with less effort



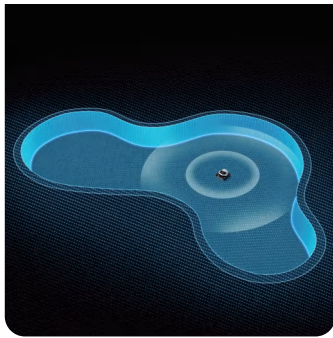


# Dreame Z1

Enjoy a sparkling pool with less effort

Cordless, automated, tangle-free—enjoy ultimate pool perfection with Z1. With 30m<sup>3</sup>/h powerful suction and dual brushes, Z1 delivers superior performance on pool floors, walls, and waterlines. Advanced PoolSense™ technology intelligently recognizes the shape of your pool, enabling optimized zoning and S-shaped cleaning routes for exceptional efficiency and thoroughness. Choose from 4 modes—Standard, Wall, Floor, and Waterline—to meet all your cleaning needs. Upon completing its mission, Z1 automatically parks at the poolside for easier retrieval, elevating pool care to the final step.

## Key Selling Points




### PoolSense™ Technology Optimized Solutions for Various Pool Styles

With PoolSense™ technology, Z1 automatically recognizes different pool shapes and adjusts its cleaning strategies and routes for optimal results. Its advanced zoning algorithms and S-shaped routes are especially ideal for complex, hybrid pools.



### 30m<sup>3</sup>/h\* Powerful Suction

With powerful 30m<sup>3</sup>/h suction, it easily clears leaves, dirt, algae, and debris, creating a cleaner and more enjoyable swimming environment all year long.



### Auto Poolside Parking for Easier Retrieval

Once cleaning is complete, Z1 automatically docks by the poolside—no extra tools required.







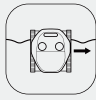
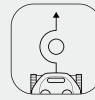

### Horizontal Waterline Cleaning Maximize Pool Waterline Coverage

Powered by dual pump motors and a sleek aerodynamic design, this robot cleaner securely adheres to pool walls, effortlessly navigating up and down the waterline to cover more spaces without missing a beat.

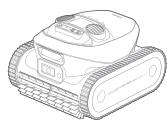
## Specifications

Robot Pool Cleaner Dimensions	470 × 424 × 281mm
Robot Pool Cleaner Weight	11.8kg
Power Type	Cordless
Pool Type & Material	All
Cleaning Area	Up to 180m <sup>2</sup>
Cleaning Coverage	Floor, Walls, Waterline
Runtime	Up to 4hrs
Charging Time	4–6hrs
Suction Power	Max. 30m <sup>3</sup> /h
Brush Type	Dual brushes
Pump Motor Type	Dual pump motors
Horizontal Waterline Cleaning	Support
Filter Type	180μm Filter
App Control	Support
Magnetic Charging	Support

## Features

			
PoolSense™ Technology	30m <sup>3</sup> /h Powerful Suction	Intelligent Navigation	Optimal Zoning & Path Planning
			
Horizontal Waterline Cleaning	Smart Obstacle Avoidance	Intuitive App Control	

## What's in the Box



Robot Pool Cleaner



Charger



Retrieval Hook



User Manual



Quick Start Guide

\*All data is based on our in-house or third-party labs. Actual performance may vary.

\*Z1 packs up to 30m<sup>3</sup>/h under the maximum power condition, based on our in-house lab data. Actual performance may vary.